


# Dashboard


The dashboard is the first screen you see when opening Centrix. It provides a few useful widgets, described below.


## Quick links


This widget provides links to commonly used Centrix item listings, along with showing some stats about each item.

 Quick links

---


**1140**  
Sites monitored

**123** / 574  
Active alarms


**26**  
Bookmarks

## Search

The search widget provides a way to find entities within Centrix by name/title. This search feature will search across sites, alarms, assets, channels and bookmarks to help locate the entity you are looking for. This replicates the functionality available by clicking the search button on the top bar.


 Search

---

Search Sites, Alarms, Assets, Channels and Bookmarks 

## Quick browse

This widget provides a quick way to open the [Playback](#) panel for a given site and time. Simply enter the name of the site, select the date/time and click **Browse**.


 Quick browse

Select a site and time to open the playback panel.

Site

---

Date/time

 05/ Jun/2017 10:09:01

---

[Browse](#)