

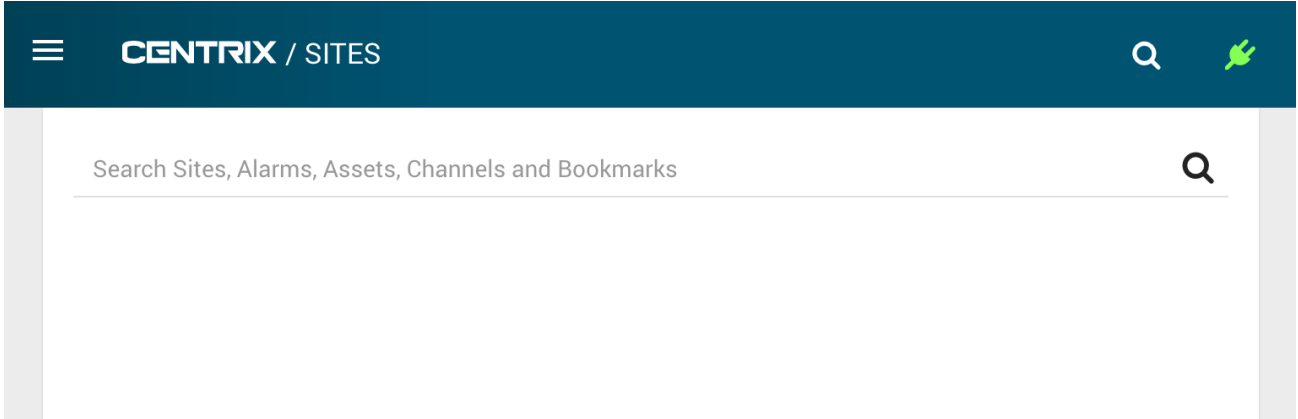
Searching for items

As of [Centrix R69](#), Centrix provides a unified search function to assist with locating what you are looking for.

You can access the search function by clicking the




button on the top bar or via the keyboard shortcuts. Alternatively, the feature is available as a widget on the [Dashboard](#).



This function will search across the following entity types;

- **Sites** (by name)
- **Alarms** (by name)
- **Assets** (by name)
- **Channels** (by name)
- **Bookmarks** (by title)
- **Loggers** (by name or serial number)

To perform a search, start typing some text into the search bar and the results will be shown underneath, grouped by entity type.



Showing 1-3 of 3 results. [View All](#)

The search results will show the number of search results for each entity type. Click on the entity type to show the results for that type.

Temp



Alarms **16**

Channels **729**

Sites **4**

Gen1 : Compressor In Temperature	PGM ABA Foods (Italy)
Gen1 : Inverter Overtemp	PGM ABA Foods (Italy)
Gen2 : Compressor In Temperature	PGM ABA Foods (Italy)
Gen2 : Inverter Overtemp	PGM ABA Foods (Italy)
Gen3 : Compressor In Temperature	PGM ABA Foods (Italy)

Temp



Alarms **16**

Channels **729**

Sites **4**

BUILDING TEMPERATURE (AOC)	TEST
EbiTrack 0:TEMP (AOC)	TEST
EbiTrack 1:TEMP (AOC)	TEST
EbiTrack 2:TEMP (AOC)	TEST
EbiTrack 3:TEMP (AOC)	TEST

Clicking on the items in the listing will take you to the relevant page for that item.

If you don't want to lose your search results when clicking through to an item, use **Ctrl+click** (Windows) or **Cmd+click** (Mac) to open the link in a new tab.

Keyboard Shortcuts

Keyboard shortcuts allow you to bring up the unified search from anywhere within Centrix and navigate the results without the use of the mouse.

- Show search (Ctrl + Space)



+




- Select result (Down & Up arrows)



&



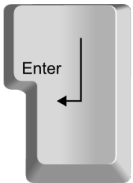
- Change result tab (Right & Left arrows)



&



- Navigate to selected result (Enter)



- Close search dialog (Escape)




Example usage



If you know the name of an asset, but not sure what site it belongs to, let the unified search assist you;

- Open the unified search function
- Enter the name of your asset, **e.g. 704 Points**.
- Select **Channels** to list matched channels

The name of the site will be displayed next to the channel.

Channels **18**

 704 Points (Capture) : AVE	 Wyvern House Railway
--	--